

A measurement of the product branching ratio $f(b \rightarrow \Lambda_b) \cdot \text{BR}(\Lambda_b \rightarrow \Lambda X)$ in Z^0 decays

The OPAL Collaboration

G. Abbiendi², K. Ackerstaff⁸, G. Alexander²³, J. Allison¹⁶, N. Altekamp⁵, K.J. Anderson⁹, S. Anderson¹², S. Arcei¹⁷, S. Asai²⁴, S.F. Ashby¹, D. Axen²⁹, G. Azuelos^{18,a}, A.H. Ball¹⁷, E. Barberio⁸, R.J. Barlow¹⁶, R. Bartoldus³, J.R. Batley⁵, S. Baumann³, J. Bechtluft¹⁴, T. Behnke²⁷, K.W. Bell²⁰, G. Bella²³, A. Bellerive⁹, S. Bentvelsen⁸, S. Bethke¹⁴, S. Betts¹⁵, O. Biebel¹⁴, A. Biguzzi⁵, S.D. Bird¹⁶, V. Blobel²⁷, I.J. Bloodworth¹, P. Bock¹¹, J. Böhme¹⁴, D. Bonacorsi², M. Boutemeur³⁴, S. Braibant⁸, P. Bright-Thomas¹, L. Brigliadori², R.M. Brown²⁰, H.J. Burckhart⁸, P. Capiluppi², R.K. Carnegie⁶, A.A. Carter¹³, J.R. Carter⁵, C.Y. Chang¹⁷, D.G. Charlton^{1,b}, D. Chrisman⁴, C. Ciocca², P.E.L. Clarke¹⁵, E. Clay¹⁵, I. Cohen²³, J.E. Conboy¹⁵, O.C. Cooke⁸, C. Couyoumtzelis¹³, R.L. Coxe⁹, M. Cuffiani², S. Dado²², G.M. Dallavalle², C. Darling³¹, R. Davis³⁰, S. De Jong¹², A. de Roeck⁸, P. Dervan¹⁵, K. Desch⁸, B. Dienes^{33,d}, M.S. Dixit⁷, J. Dubbert³⁴, E. Duchovni²⁶, G. Duckeck³⁴, I.P. Duerdoth¹⁶, D. Eatough¹⁶, P.G. Estabrooks⁶, E. Etzion²³, F. Fabbri², M. Fanti², A.A. Faust³⁰, F. Fiedler²⁷, M. Fierro², I. Fleck⁸, R. Folman²⁶, A. Fürstjes⁸, D.I. Futyan¹⁶, P. Gagnon⁷, J.W. Gary⁴, J. Gascon¹⁸, S.M. Gascon-Shotkin¹⁷, G. Gaycken²⁷, C. Geich-Gimbel³, G. Giacomelli², P. Giacomelli², V. Gibson⁵, W.R. Gibson¹³, D.M. Gingrich^{30,a}, D. Glenzinski⁹, J. Goldberg²², W. Gorn⁴, C. Grandi², K. Graham²⁸, E. Gross²⁶, J. Grunhaus²³, M. Gruwe²⁷, G.G. Hanson¹², M. Hansroul⁸, M. Hapke¹³, K. Harder²⁷, A. Harel²², C.K. Hargrove⁷, C. Hartmann³, M. Hauschild⁸, C.M. Hawkes¹, R. Hawkings²⁷, R.J. Hemingway⁶, M. Herndon¹⁷, G. Herten¹⁰, R.D. Heuer²⁷, M.D. Hildreth⁸, J.C. Hill⁵, P.R. Hobson²⁵, M. Hoch¹⁸, A. Hocker⁹, K. Hoffman⁸, R.J. Homer¹, A.K. Honma^{28,a}, D. Horváth^{32,c}, K.R. Hossain³⁰, R. Howard²⁹, P. Hüntemeyer²⁷, P. Igo-Kemenes¹¹, D.C. Imrie²⁵, K. Ishii²⁴, F.R. Jacob²⁰, A. Jawahery¹⁷, H. Jeremie¹⁸, M. Jimack¹, C.R. Jones⁵, P. Jovanovic¹, T.R. Junk⁶, D. Karlen⁶, V. Kartvelishvili¹⁶, K. Kawagoe²⁴, T. Kawamoto²⁴, P.I. Kayal³⁰, R.K. Keeler²⁸, R.G. Kellogg¹⁷, B.W. Kennedy²⁰, D.H. Kim¹⁹, A. Klier²⁶, S. Kluth⁸, T. Kobayashi²⁴, M. Kobel^{3,e}, D.S. Koetke⁶, T.P. Kokott³, M. Kolrep¹⁰, S. Komamiya²⁴, R.V. Kowalewski²⁸, T. Kress⁴, P. Krieger⁶, J. von Krogh¹¹, T. Kuhl³, P. Kyberd¹³, G.D. Lafferty¹⁶, H. Landsman²², D. Lanske¹⁴, J. Lauber¹⁵, S.R. Lautenschlager³¹, I. Lawson²⁸, J.G. Layter⁴, D. Lazic²², A.M. Lee³¹, D. Lellouch²⁶, J. Letts¹², L. Levinson²⁶, R. Liebisch¹¹, B. List⁸, C. Littlewood⁵, A.W. Lloyd¹, S.L. Lloyd¹³, F.K. Loebinger¹⁶, G.D. Long²⁸, M.J. Losty⁷, J. Ludwig¹⁰, D. Liu¹², A. Macchiolo², A. Macpherson³⁰, W. Mader³, M. Mannelli⁸, S. Marcellini², C. Markopoulos¹³, A.J. Martin¹³, J.P. Martin¹⁸, G. Martinez¹⁷, T. Mashimo²⁴, P. Mättig²⁶, W.J. McDonald³⁰, J. McKenna²⁹, E.A. Mckigney¹⁵, T.J. McMahon¹, R.A. McPherson²⁸, F. Meijers⁸, S. Menke³, F.S. Merritt⁹, H. Mes⁷, J. Meyer²⁷, A. Michelini², S. Mihara²⁴, G. Mikenberg²⁶, D.J. Miller¹⁵, R. Mir²⁶, W. Mohr¹⁰, A. Montanari², T. Mori²⁴, K. Nagai⁸, I. Nakamura²⁴, H.A. Neal¹², B. Nellen³, R. Nisius⁸, S.W. O’Neale¹, F.G. Oakham⁷, F. Odoric², H.O. Ogren¹², M.J. Oreglia⁹, S. Orito²⁴, J. Pálincás^{33,d}, G. Pásztor³², J.R. Pater¹⁶, G.N. Patrick²⁰, J. Patt¹⁰, R. Perez-Ochoa⁸, S. Petzold²⁷, P. Pfeifenschneider¹⁴, J.E. Pilcher⁹, J. Pinfold³⁰, D.E. Plane⁸, P. Poffenberger²⁸, J. Polok⁸, M. Przybycien⁸, C. Rembser⁸, H. Rick⁸, S. Robertson²⁸, S.A. Robins²², N. Rodning³⁰, J.M. Roney²⁸, K. Roscoe¹⁶, A.M. Rossi², Y. Rozen²², K. Runge¹⁰, O. Runolfsson⁸, D.R. Rust¹², K. Sachs¹⁰, T. Saeki²⁴, O. Sahr³⁴, W.M. Sang²⁵, E.K.G. Sarkisyan²³, C. Sbarra²⁹, A.D. Schaile³⁴, O. Schaile³⁴, F. Scharf³, P. Scharff-Hansen⁸, J. Schieck¹¹, B. Schmitt⁸, S. Schmitt¹¹, A. Schöning⁸, M. Schröder⁸, M. Schumacher³, C. Schwick⁸, W.G. Scott²⁰, R. Seuster¹⁴, T.G. Shears⁸, B.C. Shen⁴, C.H. Shepherd-Themistocleous⁸, P. Sherwood¹⁵, G.P. Siroli², A. Sittler²⁷, A. Skuja¹⁷, A.M. Smith⁸, G.A. Snow¹⁷, R. Sobie²⁸, S. Söldner-Rembold¹⁰, S. Spagnolo²⁰, M. Sproston²⁰, A. Stahl³, K. Stephens¹⁶, J. Steuerer²⁷, K. Stoll¹⁰, D. Strom¹⁹, R. Ströhmer³⁴, B. Surrow⁸, S.D. Talbot¹, S. Tanaka²⁴, P. Taras¹⁸, S. Tarem²², R. Teuscher⁸, M. Thiergen¹⁰, J. Thomas¹⁵, M.A. Thomson⁸, E. von Törne³, E. Torrence⁸, S. Towers⁶, I. Trigger¹⁸, Z. Trócsányi³³, E. Tsur²³, A.S. Turcot⁹, M.F. Turner-Watson¹, I. Ueda²⁴, R. Van Kooten¹², P. Vannerem¹⁰, M. Verzocchi¹⁰, H. Voss³, F. Wäckerle¹⁰, A. Wagner²⁷, C.P. Ward⁵, D.R. Ward⁵, P.M. Watkins¹, A.T. Watson¹, N.K. Watson¹, P.S. Wells⁸, N. Wermes³, J.S. White⁶, G.W. Wilson¹⁶, J.A. Wilson¹, T.R. Wyatt¹⁶, S. Yamashita²⁴, G. Yekutieli²⁶, V. Zacek¹⁸, D. Zer-Zion⁸

¹School of Physics and Astronomy, University of Birmingham, Birmingham B15 2TT, UK

²Dipartimento di Fisica dell’ Università di Bologna and INFN, I-40126 Bologna, Italy

³Physikalisches Institut, Universität Bonn, D-53115 Bonn, Germany

⁴Department of Physics, University of California, Riverside CA 92521, USA

⁵Cavendish Laboratory, Cambridge CB3 0HE, UK

⁶Ottawa-Carleton Institute for Physics, Department of Physics, Carleton University, Ottawa, Ontario K1S 5B6, Canada

⁷Centre for Research in Particle Physics, Carleton University, Ottawa, Ontario K1S 5B6, Canada

⁸CERN, European Organisation for Particle Physics, CH-1211 Geneva 23, Switzerland

⁹Enrico Fermi Institute and Department of Physics, University of Chicago, Chicago IL 60637, USA

¹⁰Fakultät für Physik, Albert Ludwigs Universität, D-79104 Freiburg, Germany

¹¹Physikalisches Institut, Universität Heidelberg, D-69120 Heidelberg, Germany

¹²Indiana University, Department of Physics, Swain Hall West 117, Bloomington IN 47405, USA

¹³Queen Mary and Westfield College, University of London, London E1 4NS, UK

¹⁴Technische Hochschule Aachen, III Physikalisches Institut, Sommerfeldstrasse 26-28, D-52056 Aachen, Germany

¹⁵University College London, London WC1E 6BT, UK

¹⁶Department of Physics, Schuster Laboratory, The University, Manchester M13 9PL, UK

¹⁷Department of Physics, University of Maryland, College Park, MD 20742, USA

¹⁸Laboratoire de Physique Nucléaire, Université de Montréal, Montréal, Quebec H3C 3J7, Canada

¹⁹University of Oregon, Department of Physics, Eugene OR 97403, USA

²⁰CLRC Rutherford Appleton Laboratory, Chilton, Didcot, Oxfordshire OX11 0QX, UK

²²Department of Physics, Technion-Israel Institute of Technology, Haifa 32000, Israel

²³Department of Physics and Astronomy, Tel Aviv University, Tel Aviv 69978, Israel

²⁴International Centre for Elementary Particle Physics and Department of Physics, University of Tokyo, Tokyo 113-0033, and Kobe University, Kobe 657-8501, Japan

²⁵Institute of Physical and Environmental Sciences, Brunel University, Uxbridge, Middlesex UB8 3PH, UK

²⁶Particle Physics Department, Weizmann Institute of Science, Rehovot 76100, Israel

²⁷Universität Hamburg/DESY, II Institut für Experimental Physik, Notkestrasse 85, D-22607 Hamburg, Germany

²⁸University of Victoria, Department of Physics, P O Box 3055, Victoria BC V8W 3P6, Canada

²⁹University of British Columbia, Department of Physics, Vancouver BC V6T 1Z1, Canada

³⁰University of Alberta, Department of Physics, Edmonton AB T6G 2J1, Canada

³¹Duke University, Dept of Physics, Durham, NC 27708-0305, USA

³²Research Institute for Particle and Nuclear Physics, H-1525 Budapest, P O Box 49, Hungary

³³Institute of Nuclear Research, H-4001 Debrecen, P O Box 51, Hungary

³⁴Ludwigs-Maximilians-Universität München, Sektion Physik, Am Coulombwall 1, D-85748 Garching, Germany

Received: 25 November 1998 / Published online: 27 April 1999

Abstract. The product branching ratio, $f(b \rightarrow \Lambda_b) \cdot \text{BR}(\Lambda_b \rightarrow \Lambda X)$, where Λ_b denotes any weakly-decaying b -baryon, has been measured using the OPAL detector at LEP. Λ_b 's are selected by the presence of energetic Λ particles in bottom events tagged by the presence of displaced secondary vertices. A fit to the momenta of the Λ particles separates signal from B meson and fragmentation backgrounds. The measured product branching ratio is

$$f(b \rightarrow \Lambda_b) \cdot \text{BR}(\Lambda_b \rightarrow \Lambda X) = (2.67) \pm 0.38(\text{stat})_{-0.60}^{+0.67}(\text{sys})\% .$$

Combined with a previous OPAL measurement, one obtains

$$f(b \rightarrow \Lambda_b) \cdot \text{BR}(\Lambda_b \rightarrow \Lambda X) = (3.50) \pm 0.32(\text{stat}) \pm 0.35(\text{sys})\% .$$

1 Introduction

In this paper, we present a measurement of the product branching ratio, $f(b \rightarrow \Lambda_b) \cdot \text{BR}(\Lambda_b \rightarrow \Lambda X)$, at the Z^0 resonance.¹ In this process a b quark from $Z^0 \rightarrow b\bar{b}$ decays produces a b-flavoured baryon which decays, directly

^a and at TRIUMF, Vancouver, Canada V6T 2A3

^b and Royal Society University Research Fellow

^c and Institute of Nuclear Research, Debrecen, Hungary

^d and Department of Experimental Physics, Lajos Kossuth University, Debrecen, Hungary

^e on leave of absence from the University of Freiburg

¹ Throughout this paper Λ_b refers to any weakly-decaying b-baryon. Charge conjugate modes are implied.

or indirectly, into a Λ baryon and other particles. Previous studies of inclusive b-baryon decays have emphasized semileptonic decays of the Λ_b [1–3].

The result presented here, when combined with the semileptonic branching ratio, $f(b \rightarrow \Lambda_b) \cdot \text{BR}(\Lambda_b \rightarrow \Lambda \ell X)$, allows one to determine the ratio $\Gamma(\Lambda_b \rightarrow \Lambda \ell X) / \Gamma(\Lambda_b \rightarrow \Lambda X)$ [6]. Since $\Gamma(\Lambda_b \rightarrow \Lambda \ell X)$ depends on V_{cb} and well understood leptonic currents, it may also be possible to extract this fundamental weak parameter in a setting with hadronic uncertainties different from those of B meson measurements [5, 6].

For this analysis, we select events containing a Λ particle and a vertex significantly displaced from the Z^0 decay point. This gives a sample enriched in Λ_b 's. Significant backgrounds come from the decay of B mesons into Λ par-

ticles, and from b-hadron events where a high-momentum Λ is produced in the primary hadronisation process. These backgrounds are separated from the signal by using a simultaneous fit to the momentum and transverse momentum distributions of the Λ baryon.

The previously published OPAL measurement of the product branching ratio used a ‘‘companion baryon technique’’ to identify jets containing a Λ_b [6]. That analysis used the momenta of a Λ and an anti-baryon identified in the same hemisphere, whereas this analysis uses the momentum and transverse momentum of a Λ . The two techniques are complementary and have less than 20% of events in common.

After general information about the OPAL detector and Monte Carlo event simulation, we outline the event selection which provides an enriched sample of Λ_b . The backgrounds are then addressed, followed by a discussion of signal efficiencies. Systematic errors are discussed in detail. Finally, the measured value of the product branching ratio is presented. This is combined with the previous OPAL measurement, and is used to update the ratio $\text{BR}(\Lambda_b \rightarrow \Lambda \ell X)/\text{BR}(\Lambda_b \rightarrow \Lambda X)$ from [6].

2 The OPAL detector and its simulation

The OPAL detector is described in detail elsewhere [7]. Here, we briefly describe the components which are particularly relevant to this analysis. Charged particle tracking is performed by the central tracking system which is located in a solenoidal magnetic field of 0.435 T. The central tracking system consists of a two-layer silicon micro-vertex detector [8], a high-precision vertex drift chamber, a large-volume jet chamber and z -chambers for accurately measuring track coordinates along the beam direction.

The measurement of specific ionisation in the jet chamber, dE/dx , is used for particle identification. Tracks emitted at large angle to the beam direction have up to 159 samplings providing a dE/dx resolution of 3.2% [11].

The central detector is surrounded by a lead-glass electromagnetic calorimeter with a wire streamer chamber as presampler. The iron magnet yoke is instrumented with layers of streamer tubes which serve as a hadron calorimeter and provide information for muon identification. Four layers of planar drift chambers surround the hadron calorimeter and serve for tracking muons.

To obtain momentum distributions of Λ 's from different sources, and to evaluate efficiencies and backgrounds, we utilize 6 million $Z^0 \rightarrow q\bar{q}$ and 3 million $Z^0 \rightarrow b\bar{b}$ simulated events. The Monte Carlo simulation of the OPAL detector is described elsewhere [12]. The JETSET 7.4 string fragmentation program is used to form hadrons and decay short-lived particles [14,15]. The fragmentation function of Peterson et al., is used for heavy flavors, ($\epsilon_P = 0.0038$ for b quarks) [16,17]. For this analysis the Λ momentum in the rest frame of B mesons for Λ 's from B meson decay is tuned to match measurements by CLEO [13].

3 Event selection

This study uses a total of 3 554 212 hadronic Z^0 decays collected by the OPAL detector between 1991 and 1995. The method for selecting hadronic Z^0 decays has been described in previous OPAL publications [18,19] and has an efficiency of $(98.7 \pm 0.4)\%$.

To select events with a clear two-jet structure, the thrust of the event is required to be at least 0.8 [31]. Events are also required to be in that region of the detector with good dE/dx and silicon micro-vertex coverage by requiring $|\cos(\theta_T)| < 0.75$, where θ_T is the polar angle of the thrust axis.² After the angular acceptance cut, thrust cut, and requiring important detector components to be operational, $N_{\text{mh}} = 2\,323\,302$ multihadronic events are retained.

Reconstructed vertices displaced from the interaction point are used to select $Z^0 \rightarrow b\bar{b}$ events. The primary vertex is determined for each event using the average beam spot position as a constraint [21,22]. Jets are found using a cone algorithm with a cone having a half-angle of 0.55 radians and a minimum jet energy of 5.0 GeV [23]. Both charged tracks and calorimeter clusters not associated with a track are used to identify jets. An iterative approach is used when attempting to form a significantly displaced vertex, referred to as a secondary vertex, in each jet [24]. Events containing at least one reconstructed secondary vertex are retained. The efficiency of tagging a jet associated with a b quark is measured to be $(21.2 \pm 0.9)\%$ for a purity of $(95.5 \pm 0.5)\%$. Details of the efficiency calculation are described in Sect. 7.

4 Λ identification

Events are split into hemispheres using the plane orthogonal to the thrust axis. Λ particles are identified both in the hemisphere with a jet containing a secondary vertex and in the opposite hemisphere to increase the sample size.

The Λ selection used here is similar to the method described in [15]. Λ 's are reconstructed via the decay $\Lambda \rightarrow p\pi$. All combinations of well-measured oppositely-charged tracks forming a vertex are considered. The higher momentum track is assumed to be the proton. Each track is required to have a significant impact parameter in the r - ϕ plane with respect to the primary vertex to reduce combinatorial backgrounds. The Λ direction is required to be in the range $|\cos(\theta)_\Lambda| < 0.9$. The momentum component parallel to the beam line for each track, p_z , is recalculated assuming it originates from the reconstructed Λ decay point [1]. Λ candidates whose invariant mass lies within $8 \text{ MeV}/c^2$ of the nominal Λ mass are accepted if the invariant mass, assuming pion masses for both tracks, does not fall within $6 \text{ MeV}/c^2$ of the K_s^0 mass. The Λ mass resolution is $3 \text{ MeV}/c^2$ and the K_s^0 mass resolution

² The right-handed OPAL coordinate system is defined such that the origin is at the center of the detector, the z -axis follows the electron beam direction and the $+y$ direction points up. The polar angle θ is defined relative to the $+z$ -axis, and the azimuthal angle ϕ is defined relative to the $+x$ -axis.

is $6 \text{ MeV}/c^2$. The mass cuts were chosen to maximize the number of Λ 's in our sample.

The dE/dx identification of the candidate proton requires that the observed energy loss is consistent with a proton and inconsistent with that of a pion of the same momentum. No dE/dx requirements are made on the pion candidate.

The reconstructed decay point of the Λ is required to be at a distance greater than 8 cm in the r - ϕ plane from the primary interaction point. There must be no hits in the silicon detector that are associated with either of the tracks. The angle $\phi(\Lambda)$ between the position vector of the Λ decay vertex and its momentum vector is required to be less than 14 mrad. To reduce Λ 's coming from fragmentation, the opening angle of the Λ direction with the jet axis is required to be less than 0.2 radians, and the momentum of the Λ is required to be greater than $5 \text{ GeV}/c$.

Monte Carlo studies indicate that the fake Λ 's remaining in $Z^0 \rightarrow b\bar{b}$ events are predominantly from real Λ decays where one decay product of the Λ is combined with a random track. The fake Λ rate has been studied using side-bands of the Λ mass distribution and, for the selection criteria of this paper, is estimated at 2% in both data and Monte Carlo. The above selection retains 1582 events.

5 Backgrounds

Besides the $\Lambda_b \rightarrow \Lambda X$ signal, the selected event sample contains the following backgrounds: (1) events with a b -hadron and a Λ produced in the hadronisation process, (2) Λ 's from B meson decay, (3) other backgrounds and fake Λ baryons. These three background sources are discussed below.

(1) Events where a Λ baryon arises in hadronisation can be separated from those produced in Λ_b decays on a statistical basis. The Λ baryons from this source generally have low momentum, p , and transverse momentum, p_t .³ There are two distinct sub-classes to this background:

- the Λ is created in associated production with another light baryon within a $Z^0 \rightarrow b\bar{b}$ event;
- the Λ is created in associated production with a primary b -baryon.

Monte Carlo studies indicate that these two classes of Λ baryons have similar p and p_t distributions, which are different from those of the signal. Before the minimum momentum cut, the momentum spectrum for fragmentation Λ 's peaks at 1 GeV, and p_t is peaked at 200 MeV. Because these distributions have long tails, it is not possible to remove all fragmentation Λ 's with a cut.

(2) $B \rightarrow \Lambda X$ decays are a significant background. Although the branching ratio for this process is small, the fraction of b quarks which hadronise to B mesons is

³ The transverse momentum of the Λ is measured with respect to the nearest jet axis. The Λ is included in the calculation of the jet direction.

($89.9^{+3.1}_{-3.5}$)% in Z^0 decays [17], so the Λ yield from B mesons is about the same as that from Λ_b baryons. However, Λ 's from B meson decays have a softer p_t spectrum than the signal since baryon number conservation requires an additional baryon in the decay products of the B meson.

While not yet observed, it is expected that the B_s^0 meson will produce Λ 's in its decay chain. The kinematics are assumed to be similar to B^0 decays. Excited B mesons are also produced in $Z^0 \rightarrow b\bar{b}$ hadronisation. We assume that these mesons decay either hadronically or electromagnetically to a weakly decaying B meson, and that the kinematics are similar to when the B mesons are directly produced in the ground state.

(3) Other backgrounds contribute 3% to the sample. The D^+ is the only charmed hadron with a lifetime long enough to produce a significant background after requiring a displaced vertex. However, since the D^+ is too light to decay to a Λ and an anti-baryon, it is only a background when coupled with a fragmentation Λ or a charm baryon to Λ decay in the opposite hemisphere. The few D^+ events accepted are included in the background class (1) above, since they are kinematically similar. Leading Λ baryons from light quark (u,d,s) decays of the Z^0 are less than 1% of the sample due to the secondary vertex requirement.

6 Fitting the Λ momentum and transverse momentum spectra

The fraction of Λ 's from $\Lambda_b \rightarrow \Lambda X$ decays is determined by simultaneously fitting the total and transverse momentum spectra of the Λ particles. Figure 1 shows the six input Monte Carlo distributions used in the fit. They are the p and p_t for Λ 's from b -baryons and the two backgrounds: B meson and fragmentation. (The uncertainties due to these Monte Carlo distributions are discussed in Sect. 9.) The fit returns the fractions of the signal and the two major backgrounds in the data.

The fit, which takes into account finite statistics, uses a binned maximum likelihood technique described in [25]. The 25% correlation between p and p_t is not taken into account by this technique. The effect of correlations was studied using Monte Carlo samples. This technique underestimates the error by 5%, but the central value of the fit fraction is unchanged. We correct the error for this effect.

The fitted distributions are shown in Fig. 2 and the fractions are listed in Table 1. The χ^2 of the fit is 25 for 27 degrees of freedom. The fraction of signal events is fitted to be $(37.4 \pm 5.3)\%$, where the error is due to finite statistics in data and Monte Carlo. This corresponds to $592 \pm 83 \Lambda_b \rightarrow \Lambda X$ signal events.

The fit method was checked by performing 5000 trial fits on fake data samples which were generated by adding the three Monte Carlo sources and allowing the histogram bins to vary according to Poisson statistics. The distribution of fit fractions matches the values in the fake data with a standard deviation equal to the uncertainty assigned by the fitting routine.

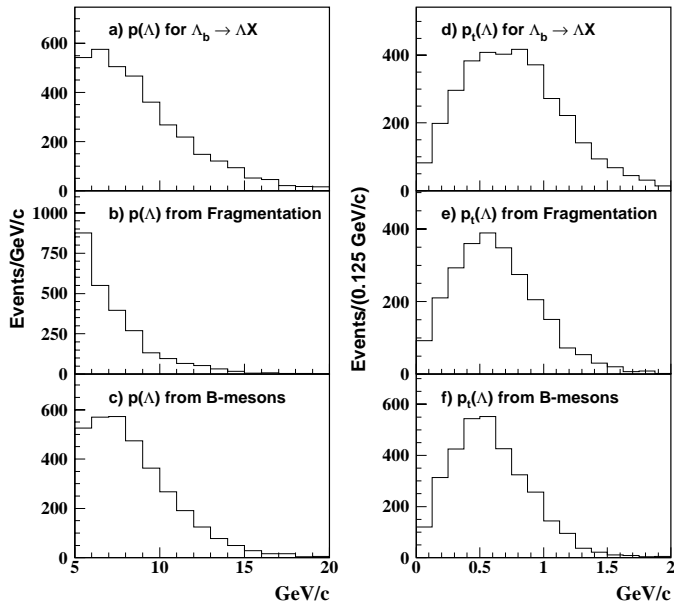
OPAL Monte Carlo


Fig. 1. The Monte Carlo p and p_t distributions for the signal and the two main background sources of b-hadron events containing Λ 's. The six distributions are used as input to the fit

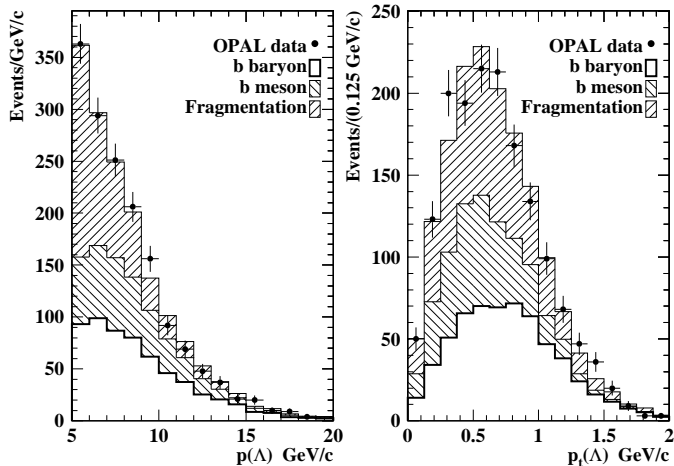


Fig. 2. Distributions of Λ p and p_t in data (points with error bars) and Monte Carlo (histogram). The three sources: fragmentation, B meson, and Λ_b are normalized to their fitted fractions

The stability of the fit result was checked by varying the minimum p and p_t allowed in the fit and recalculating the product branching ratio for each case. The minimum Λ momentum was allowed to vary from 3 GeV/c to 8 GeV/c in 1 GeV/c steps. We also varied the minimum p_t cut from 0.0 to 0.75 GeV/c in 0.25 GeV/c steps while holding the minimum p cut constant at 5 GeV/c. For all cases the product branching ratio was consistent within 10% and there were no deviations that were not compatible with statistical fluctuations.

Table 1. Results of the fit. The fit fractions indicate the fraction of each source in the data sample. The correlations between the fit fractions are also shown

Source	Fit fraction (%)	Correlations		
		$\Lambda_b \rightarrow \Lambda X$	frag $\rightarrow \Lambda X$	$B \rightarrow \Lambda X$
$\Lambda_b \rightarrow \Lambda X$	37.4 ± 5.3	1.0	-0.15	-0.64
frag $\rightarrow \Lambda X$	37.1 ± 5.1	-0.15	1.0	-0.61
$B \rightarrow \Lambda X$	25.5 ± 6.6	-0.64	-0.61	1.0

7 Secondary vertex reconstruction efficiency

The overall secondary vertex reconstruction efficiency, ϵ_{sig}^b , depends on the efficiency of reconstructing a secondary vertex in both the unbiased b hemisphere, ϵ_b , and the hemisphere containing the decay $\Lambda_b \rightarrow \Lambda X$, $\epsilon_{\Lambda_b \rightarrow \Lambda X}^b$. To measure the efficiency of reconstructing a secondary vertex in an unbiased b-hadron hemisphere, we compare the fraction of tagged b-hemispheres in events with at least one reconstructed secondary vertex to the number of events with a reconstructed vertex in both hemispheres. This is done for a sample of multihadron events which pass all selection criteria except Λ identification.

Solving the following equations for ϵ_b yields the efficiency.

$$R_b \epsilon_b + R_{udsc} \epsilon_{udsc} = f_{1v} \quad (1)$$

$$R_b \epsilon_b^2 + R_{udsc} \epsilon_{udsc}^2 = f_{2v} \quad (2)$$

The efficiency of selecting a non-b hemisphere is represented by the symbol ϵ_{udsc} , f_{1v} is the fraction of hemispheres with a reconstructed secondary vertex, f_{2v} is the fraction of events in which both hemispheres have a secondary vertex, R_b is $\Gamma_{b\bar{b}}/\Gamma_{had} = 0.2169$ [17] and $R_{udsc} = 1 - R_b$. This measurement yields a value for ϵ_b of $(21.2 \pm 0.9)\%$, where the error is from finite statistics in the data and Monte Carlo, and year-by-year variations in the detector configuration. The effect of tagging efficiency correlations between the hemispheres is negligible for this analysis.

The presence of a high-momentum Λ in a hemisphere reduces the efficiency for reconstructing a secondary vertex. This is true for all sources of Λ 's in the sample. The proton and pion from Λ 's in signal events are unlikely to be included in a secondary vertex, which reduces its probability of being reconstructed. The Λ selection enhances the proportion of Λ_b 's which have a shorter lifetime than the average b-hadron. Monte Carlo studies indicate that, when the average b-hadron lifetime is adjusted to that of the Λ_b , the shorter lifetime reduces the secondary vertex reconstruction efficiency by a factor of 0.84 ± 0.05 . Lastly, if the selected high momentum Λ is from fragmentation, the primary b-hadron will have less momentum than usual. A shorter flight distance decreases the probability of reconstructing a displaced vertex.

To calculate the efficiency for reconstructing secondary vertices in $\Lambda_b \rightarrow \Lambda X$ hemispheres, we begin by comparing the number of selected Λ 's in the same hemisphere as a reconstructed secondary vertex (same-side) to the number of Λ 's in the opposite hemisphere (opposite-side). If the

presence of high-momentum Λ 's had no effect on the reconstruction of vertices we would expect to find the same number of same-side and opposite-side Λ 's in the sample. Instead, we find that the ratio of same-side to opposite-side Λ 's is $R^{(data)} = 0.58 \pm 0.03$ and $R^{(MC)} = 0.64 \pm 0.01$. In the Monte Carlo the ratios for specific sources of Λ 's are: $R_{\Lambda_b}^{(MC)} = 0.54 \pm 0.03$, $R_{frag}^{(MC)} = 0.62 \pm 0.03$, $R_{Bmeson}^{(MC)} = 0.77 \pm 0.03$.

$R^{(MC)}$ must be multiplied by a factor of 0.9 to match $R^{(data)}$. Assuming that this factor is the same for each source, the corrected ratio for Λ_b is $R_{\Lambda_b}^{(data)} = 0.49 \pm 0.06$, where the full size of the correction is included in the uncertainty. The efficiency for tagging hemispheres with the decay $\Lambda_b \rightarrow \Lambda X$ is

$$\epsilon_{\Lambda_b \rightarrow \Lambda X}^b = \epsilon_b \cdot R_{\Lambda_b}^{(data)} = (10.4 \pm 1.3)\% \quad (3)$$

where the error includes both statistical and systematic uncertainties.

An event containing a $\Lambda_b \rightarrow \Lambda X$ decay may be tagged by a reconstructed secondary vertex either in the hemisphere containing the Λ or in the opposite hemisphere. The overall efficiency for identifying displaced vertices in these events is therefore:

$$\epsilon_{sig}^b = \epsilon_{\Lambda_b \rightarrow \Lambda X}^b + \epsilon_b(1 - \epsilon_{\Lambda_b \rightarrow \Lambda X}^b) = (29.4 \pm 1.5)\%. \quad (4)$$

8 Λ reconstruction efficiency

The efficiency of Λ reconstruction is determined from Monte Carlo for Λ 's satisfying all selection criteria. The Monte Carlo simulates well the kinematic properties like Λ mass resolution, momentum distributions, and the dE/dx response of the detector. The overall efficiency for reconstructing Λ particles from Λ_b decay, ϵ_Λ , is found to be $(11.7 \pm 0.6)\%$ for a minimum momentum of 5 GeV/c. The error comes from Monte Carlo statistics, the 2% fake rate and the tracking resolution. The sensitivity to tracking resolution was studied by varying the Monte Carlo resolutions by $\pm 10\%$ which caused the Λ identification efficiency to change by $\pm 0.4\%$.

9 Systematic uncertainty due to Monte Carlo distributions

The simultaneous fit to the momentum spectra of the Λ candidates requires six Monte Carlo input distributions: the p and p_t of Λ 's from b -baryon, B meson, and fragmentation sources. A systematic error is assigned to account for possible mis-modelling of these distributions. Each distribution is checked against a data sample, though the comparisons are limited because it is impossible to obtain pure, large data samples for the three sources.

This section describes how the uncertainties on each of the Monte Carlo distributions are determined and how they propagate to the fit fraction for the Λ_b source, f_{Λ_b} . The results are summarised in Table 2.

Table 2. Systematic errors contributing to the uncertainty in the measurement of the Λ_b fit fraction, f_{Λ_b}

Sources of Systematic Errors for f_{Λ_b}	negative errors	positive errors
$p(\Lambda)$ and $p_t(\Lambda)$ from $B \rightarrow \Lambda X$	-3.5%	3.5%
$p(\Lambda)$ of Fragmentation Λ 's	-1.3%	0.8%
$p_t(\Lambda)$ of Fragmentation	-12.5%	12.7%
$p(\Lambda)$ from $\Lambda_b \rightarrow \Lambda X$	-2.9%	4.8%
$p_t(\Lambda)$ from $\Lambda_b \rightarrow \Lambda X$	-16.6%	19.8%
Tracking Uncertainty	-2.7%	2.7%
Total	-21.5%	24.4%

Λ 's from B mesons

The Monte Carlo momentum spectra of Λ_c 's and Λ 's coming from B mesons are adjusted to match CLEO data [13]. In the B meson rest frame, the CLEO data have large errors for Λ 's with momentum less than 0.5 GeV/c. Λ 's with low momentum in the rest frame of the B meson are reweighted within a range corresponding to these uncertainties, and the fit is repeated for several reweightings in the selected range, changing the Λ_b fit fraction by 7%. Values in the center of the range are used in the final fit, and an error of 3.5%, half of the variation observed, is assigned for the uncertainty in the B meson p and p_t distributions.

Λ 's from fragmentation

A powerful technique for isolating Λ 's coming from Λ_b baryons requires that a lepton with high momentum and transverse momentum be identified in the hemisphere with the Λ [1, 2]. For these studies lepton refers to only electrons and muons. The correlation between lepton charge and baryon number of the Λ is indicative of its origin: combinations with opposite lepton charge and baryon number (right-sign) are used to tag $\Lambda_b \rightarrow \Lambda \ell X$ events; wrong-sign combinations yield a high purity of fragmentation Λ 's [6], which are used as a control sample to compare the p and p_t spectra of fragmentation Λ 's in the data and Monte Carlo.

The lepton identification of [27] is used. The Λ selection is tuned to maximize the number and purity of Λ 's from fragmentation in the wrong-sign sample. Differences with respect to the event selection of Sect. 4 include removing the secondary vertex requirement and requiring the invariant mass of the Λ -lepton pair to be greater than 2 GeV/c² to reject Λ_c and B meson decays. With this selection, 266 data events are found with a purity of fragmentation Λ 's of 75%.

Plots a and c of Fig. 3 show the comparison of the data and Monte Carlo wrong-sign distributions. The means of the p and p_t distributions for data and Monte Carlo agree well and are listed in Table 3. We calculate an uncertainty in the agreement by adding in quadrature the errors on the data and Monte Carlo means. An uncertainty of 2.4%

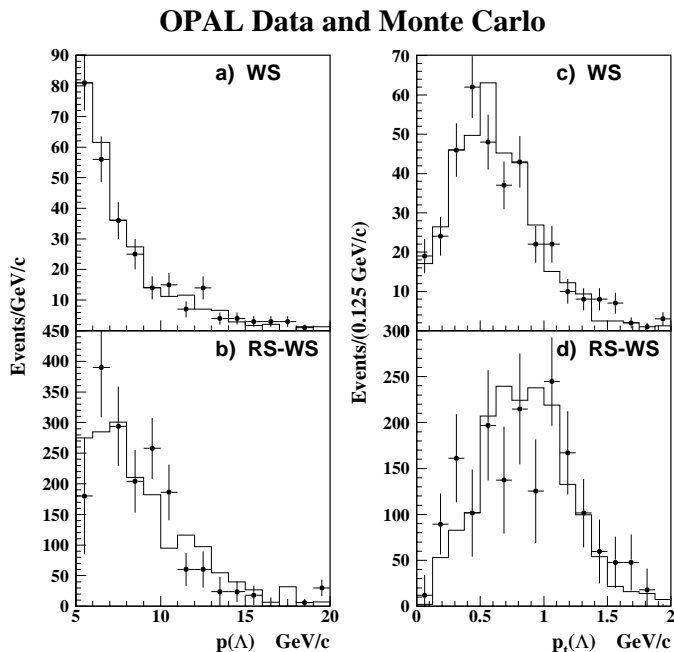


Fig. 3a–d. Plots **a** and **c** represent wrong-sign distributions from Λ -lepton studies used to compare Λ 's from fragmentation in data and Monte Carlo. Plots **b** and **d** represent the results of the right-sign minus wrong-sign subtraction used to compare Λ 's from Λ_b 's. Points with error bars are OPAL data and the histogram is Monte Carlo

is assigned for the momentum distribution and 4.2% for the transverse momentum distribution.

To assess a systematic error on f_{Λ_b} due to the Monte Carlo simulation of p or p_t , each entry in a distribution is multiplied by a factor which raises or lowers the mean of the distribution. For example, to see the effect of the 2.4% uncertainty on the p mean we multiply each entry by 0.976, which shifts the mean downward. The fit is then repeated with the shifted distribution to observe the change in f_{Λ_b} . The procedure is repeated with a factor of 1.024 to determine the positive error on f_{Λ_b} .

The fit fraction f_{Λ_b} changes by $^{+0.8}_{-1.3}$ % when the fragmentation p distribution is varied by its uncertainty, and by $^{+12.7}_{-12.5}$ % when the p_t distribution is varied. These changes are assigned as systematic errors on f_{Λ_b} due to uncertainties in the fragmentation Λ spectra.

Λ 's from Λ_b

The technique described in the previous section is also used to compare p and p_t distributions for Λ 's from $\Lambda_b \rightarrow \Lambda \ell X$ decays. Right-sign combinations of Λ 's and leptons result in a sample composed mostly of signal Λ 's, with the remainder being Λ 's from fragmentation. To isolate the signal shapes, the wrong-sign distributions are subtracted from the right-sign. Fragmentation Λ 's and those from light quark events populate the right-sign and wrong-sign equally, so the background subtracted distributions

Table 3. A summary of the Λ -lepton studies comparing data and Monte Carlo for right-sign minus wrong-sign (RS–WS) and wrong-sign (WS) distributions. RS–WS is used to compare Λ p and p_t for Λ 's in $\Lambda_b \rightarrow \Lambda \ell X$ decay. WS is used to compare distributions from fragmentation Λ 's. The means of the Monte Carlo and data distributions are listed along with their relative difference $\delta\mu$ and the uncertainty on the relative difference σ_μ which is from the data and Monte Carlo uncertainties added in quadrature

	μ_{data} (GeV/c)	μ_{MC} (GeV/c)	$\delta\mu$	σ_μ
WS $p(\Lambda)$	7.70 ± 0.15	7.55 ± 0.09	2.0%	2.4%
WS $p_t(\Lambda)$	0.70 ± 0.03	0.67 ± 0.01	4.0%	4.2%
RS-WS $p(\Lambda)$	8.63 ± 0.28	8.84 ± 0.10	2.4%	3.4%
RS-WS $p_t(\Lambda)$	0.85 ± 0.04	0.86 ± 0.01	1.2%	5.2%

represent well the momentum distributions of Λ 's from $\Lambda_b \rightarrow \Lambda \ell X$ decay.

The event selection used here is the same as for the previous section, except that the minimum Λ -lepton invariant mass cut is set at 2.2 GeV/c², which reduces contributions from B meson and Λ_c decays to about one percent of the total. After subtracting wrong-sign from right-sign, the momentum distributions in data contain 289 entries. The p and p_t of the subtracted distributions agree well. Values are listed in Table 3 and the distributions are shown in plots **b**) and **d**) of Fig. 3.

Shifting the $\Lambda_b \rightarrow \Lambda X$ Monte Carlo distributions by $\pm 3.4\%$ for p and $\pm 5.2\%$ for p_t yields systematic uncertainties on f_{Λ_b} of $^{+4.8}_{-2.9}$ % from the p distribution and $^{+19.8}_{-16.6}$ % from p_t .

In addition to these tests, we also varied the shape of the p_t distribution to ensure that shifting the means was a good measure of how variations affect the fit. For several reweightings which skewed the distribution to look more like the semileptonic distribution, it was found that the fit result was directly correlated to the mean p_t . Variations in the mean are a good measure of the sensitivity of the fit to variations in the input Monte Carlo distributions.

10 Other systematic uncertainties

This section discusses systematic uncertainties that have not already been addressed. They are the effect of Λ_b polarisation [5], Monte Carlo decay model, and tracking resolution.

Λ_b polarisation was not simulated in the Monte Carlo. The presence of Λ_b polarisation shifts slightly the momentum distributions of Λ 's coming from Λ_b 's. Possible differences between Monte Carlo and data due to polarisation are, therefore, included in the previously assigned uncertainties because all Monte Carlo distributions are compared directly to data samples.

Four additional factors which govern the primary hadronisation process and decay of the Λ_b and its daughter particles could each affect the Λ momentum distributions. These are the modelling of b quark fragmentation [16],

particle production properties which effect jet axis determination, and baryon production and decay in the Monte Carlo. Again, since the Λ p and p_t for all sources have been compared directly to data samples, the effects are small and any contributing uncertainties are included in errors assigned for the modelling of the momentum distributions.

The effect of tracking resolution is also small for this analysis. Varying the Monte Carlo tracking resolutions by $\pm 10\%$, consistent with the known quality of tracking in the simulation, causes the Λ_b fit fraction, f_{Λ_b} , to vary by ± 0.01 . This is included in the uncertainty of f_{Λ_b} in Table 2.

11 Consistency checks of p_t for Λ 's from Λ_b

Since the overall systematic error is most sensitive to the Λ p_t from Λ_b decays, we present three additional checks on this distribution. While these tests are not as precise as the Λ -lepton studies described in Sect. 9, they are consistent and provide additional evidence that the data is well modelled for $\Lambda_b \rightarrow \Lambda X$ decays and that semi-leptonic decays provide a good measure of the Monte Carlo uncertainty.

(1) One test of the modelling of Λ p_t from $\Lambda_b \rightarrow \Lambda X$ decays is made using the fit directly. The p_t distribution is shifted until the χ^2 of the fit exceeds the 90% confidence interval. This occurs for shifts of $+6\%$ and -13% . These limits suggest that the true mean of the p_t distribution is somewhere in this range. Hence the possible increase in the mean p_t for Λ 's from Λ_b decay cannot be very much greater than the assigned uncertainty of 5.2%.

(2) This test is similar to the Λ -lepton studies already described in Sect. 9, but looks for a lepton in the opposite hemisphere from the Λ . This lepton does not bias the inclusive sample of Λ 's, and therefore provides a direct check of Λ 's from $\Lambda_b \rightarrow \Lambda X$ decays. When the b quark does not mix in the lepton hemisphere, the correlation between charge and baryon number (with the opposite definition of right-sign and wrong-sign) still holds for Λ_b decays. Fragmentation Λ events still populate the right-sign and wrong-sign samples equally.

Because an invariant mass cut between the Λ and lepton is no longer meaningful, there are a significant number of B meson decays in the right-sign sample. After subtracting the wrong-sign Λ p_t distributions from the right-sign, the Monte Carlo predicts a sample with 65% Λ_b events, and the rest from B mesons. The average p_t in data and Monte Carlo agree to within a statistical precision of 10%. This large uncertainty is due to the many fragmentation and B meson events in both the right and wrong-sign samples. While not as powerful as the studies of same-side semileptonic decays, the agreement is evidence of good Monte Carlo simulation of non-leptonic Λ_b decays.

(3) Finally, the Monte Carlo predicts a Λ p_t mean 13% higher for $\Lambda_b \rightarrow \Lambda \ell X$ decays than for $\Lambda_b \rightarrow \Lambda X$ decays.

Three factors contribute to this difference: a 10% correlation between the p_t of the lepton and Λ , the Λ -lepton invariant mass cut, and a smaller multiplicity in semileptonic Λ_b decays. Understanding this difference offers us some confidence that $\Lambda_b \rightarrow \Lambda X$ decays are well modelled.

The effect of correlation between the lepton and Λ p_t is investigated by varying the minimum lepton p_t cut and observing the corresponding shift in the Λ mean p_t . For minimum lepton p_t cuts between 0. and 1.5 GeV/c with 0. as the reference value, a maximum variation of 5% is seen in the Λ mean p_t . The Monte Carlo models well the effect in the data. Similarly, the effect of the Λ -lepton invariant mass cut is investigated by varying its value. Once again the Monte Carlo models the effects on the data well, with a 7% observed variation in the Λ mean p_t in response to changes in the invariant mass cut. Together, the Λ -lepton correlation and the invariant mass cut account for more than half of the 13% difference in the p_t means for Λ 's from $\Lambda_b \rightarrow \Lambda \ell X$ and $\Lambda_b \rightarrow \Lambda X$ decay.

The remaining difference in the mean p_t values can be accounted for by the different multiplicities of the two types of decay. Fundamentally, the differences in Λ p_t between semileptonic and hadronic decays of the Λ_b is governed by differences in decay multiplicity. The semileptonic decays are expected to have a lower multiplicity, which will cause the mean p_t to be higher.⁴ This effect is investigated by examining the track multiplicity in secondary vertices that are in the same hemisphere as the Λ .

In the Monte Carlo, the average multiplicity for vertices in hemispheres with a Λ -lepton pair is lower than for hemispheres with just a selected Λ by $17 \pm 2\%$. In data, this difference is $10 \pm 5\%$. The Monte Carlo adequately models the multiplicity difference, providing further evidence that the p_t differences between $\Lambda_b \rightarrow \Lambda \ell X$ and $\Lambda_b \rightarrow \Lambda X$ events are well modelled

12 Results

The product branching ratio can be expressed as follows:

$$f(b \rightarrow \Lambda_b) \cdot \text{BR}(\Lambda_b \rightarrow \Lambda X) = \frac{N_\Lambda f_{\Lambda_b}}{2R_b N_{mh} \epsilon_\Lambda \epsilon_{sig}^b \text{BR}(\Lambda \rightarrow p\pi)} \quad (5)$$

where N_Λ is the number of Λ candidates in the final sample, and f_{Λ_b} is the fitted fraction of Λ 's from Λ_b 's. R_b is the fraction of hadronic $Z^0 \rightarrow b\bar{b}$ decays [17], N_{mh} is the number of identified multihadronic events in the data, ϵ_Λ is the efficiency of reconstructing $\Lambda \rightarrow p\pi$ decays from Λ_b , ϵ_{sig}^b is the overall secondary vertex reconstruction efficiency for $\Lambda_b \rightarrow \Lambda X$ events, and $\text{BR}(\Lambda \rightarrow p\pi)$ is the fraction of Λ 's decaying to a proton and pion [17]. See Table 4 for the values of these quantities.

Combining these factors, the measured product branching ratio is

⁴ The Λ momentum in the lab frame is not as significantly affected by decay multiplicity. It is dominated by boost effects.

Table 4. Quantities needed for evaluating the product branching ratio

		Uncertainty on $f(b \rightarrow \Lambda_b) \cdot \text{BR}(\Lambda_b \rightarrow \Lambda X)$
N_Λ	$1582 \pm 40(stat)$	$\pm 0.07(stat)$
f_{Λ_b}	$0.374 \pm 0.053(stat)_{-0.080}^{+0.091}(sys)$	$0.38(stat)_{-0.57}^{+0.65}(sys)$
R_b	$0.2169 \pm 0.0012(sys)$	$\pm 0.01(sys)$
N_{mh}	2 323 302	—
ϵ_Λ	$0.117 \pm 0.006(sys)$	$\pm 0.14(sys)$
ϵ_{sig}^b	$0.294 \pm 0.015(sys)$	$\pm 0.14(sys)$
$\text{BR}(\Lambda \rightarrow p\pi)$	$0.639 \pm 0.005(sys)$	$\pm 0.02(sys)$

$$f(b \rightarrow \Lambda_b) \cdot \text{BR}(\Lambda_b \rightarrow \Lambda X) = (2.67 \pm 0.38(stat)_{-0.60}^{+0.67}(sys))\%. \quad (6)$$

where the statistical error arises from the finite number of data and Monte Carlo events in the fit and the systematic error is dominated by the modelling of the Λ p_t spectrum in Λ_b decays.

To calculate a new OPAL value of the product branching ratio we combine the result presented here with an updated value of the previous OPAL measurement using the more recent value of $R_b = 0.2169 \pm 0.0012$. This gives, for the previous product branching ratio, $(4.00 \pm 0.47(stat) \pm 0.38(sys))\%$ [6]. The event samples for the two measurements of the product branching ratio have less than 20% of events in common. Taking into account statistical and systematic correlations, we find

$$f(b \rightarrow \Lambda_b) \cdot \text{BR}(\Lambda_b \rightarrow \Lambda X) = (3.50 \pm 0.32(stat) \pm 0.35(sys))\%. \quad (7)$$

This agrees with and is of higher precision than the value of $(2.2_{-0.8}^{+1.3})\%$ measured by the DELPHI collaboration [28].

The value of $f(b \rightarrow \Lambda_b)$ has been determined to be $(10.1_{-3.1}^{+3.9})\%$ [17] using measurements of reconstructed $\Lambda_c \ell$ and $\Xi \ell$ events. Using this value, we calculate

$$\text{BR}(\Lambda_b \rightarrow \Lambda X) = (35_{-12}^{+14})\%. \quad (8)$$

Finally, we use the data and method of [6] to calculate an improved value for the ratio $R_{\Lambda\ell} = \text{BR}(\Lambda_b \rightarrow \Lambda \ell X) / \text{BR}(\Lambda_b \rightarrow \Lambda X) = (8.0 \pm 1.2 \pm 0.9)\%$.

Acknowledgements. We particularly wish to thank the SL Division for the efficient operation of the LEP accelerator at all energies and for their continuing close cooperation with our experimental group. We thank our colleagues from CEA, DAPNIA/SPP, CE-Saclay for their efforts over the years on the time-of-flight and trigger systems which we continue to use. In addition to the support staff at our own institutions we are pleased to acknowledge the Department of Energy, USA, National Science Foundation, USA, Particle Physics and Astronomy Research Council, UK, Natural Sciences and Engineering Research Council, Canada, Israel Science Foundation, administered by the Israel Academy of Science and Humanities, Minerva Gesellschaft, Benoziyo Center for High Energy Physics, Japanese Ministry of Education, Science and Culture (the Monbusho) and a grant under the Monbusho International Science Research Program, Japanese Society for the

Promotion of Science (JSPS), German Israeli Bi-national Science Foundation (GIF), Bundesministerium für Bildung, Wissenschaft, Forschung und Technologie, Germany, National Research Council of Canada, Research Corporation, USA, Hungarian Foundation for Scientific Research, OTKA T-016660, T023793 and OTKA F-023259.

References

1. Akers, Z. Phys. C **69**, 195 (1996)
2. Acton, Phys. Lett. B **281**, 394 (1992)
3. Buskulic, Phys. Lett. B **297**, 449 (1992)
4. Barate, Eur. Phys. J. C **5**, 205 (1998)
5. Abbiendi, CERN-EP/98-119 (1998), accepted by Phys. Lett. B
6. Ackerstaff, Z. Phys. C **74**, 423 (1997)
7. Ahmet, Nucl. Instr. Meth. A **305**, 275 (1991)
8. Allport, Nucl. Instr. Meth. A **324**, 34 (1993)
9. Biebel, Nucl. Instr. Meth. A **323**, 169 (1992)
10. Hauschild, Nucl. Instr. Meth. A **314**, 74 (1992)
11. Hauschild, Nucl. Instr. Meth. A **379**, 436 (1996)
12. Allison, Nucl. Instr. Meth. A **317**, 47 (1992)
13. Crawford, Phys. Rev. D **45**, 752 (1992)
14. Sjostrand, Comp. Phys. Comm. **82**, 74 (1994)
15. Acton, Phys. Lett. B **291**, 503 (1992)
16. Peterson, Phys. Rev. D **27**, 105 (1983)
17. Caso, Eur. Phys. J. C **3**, 1 (1998)
18. Abbiendi, CERN-EP/98-137 (1998), accepted by Eur. Phys. J. C
19. Akers, Z. Phys. C **65**, 17 (1995)
20. Andersson, Physica Scripta **32**, 574 (1985)
21. Akers, Phys. Lett. B **338**, 497 (1994)
22. Acton, Z. Phys. C **59**, 183 (1993)
23. Akers, Z. Phys. C **63**, 197 (1994)
24. Akers, Z. Phys. C **66**, 19 (1995)
25. Barlow, Comp. Phys. Comm. **77**, 219 (1993)
26. Ackerstaff, Z. Phys. C **74**, 1 (1997)
27. Alexander, Z. Phys. C **70**, 357 (1996)
28. Abreu, Phys. Lett. B **347**, 447 (1995)
29. Bigi, Ann. Rev. Nucl. Part. Sci. **47**, 591 (1997)
30. Neubert, CERN-TH/98-002 (1998)
31. Abbiendi, CERN-EP/98-124 (1998), accepted by Phys. Lett. B